

**RESOLUTION NO. 25-16**

**A RESOLUTION OF THE TOWN COUNCIL OF THE TOWN OF JUPITER, FLORIDA, CERTIFYING THE RESULTS OF THE REGULAR ELECTION HELD ON MARCH 15, 2016 FOR TOWN COUNCIL.**

**WHEREAS**, the regular election for Town Council for the Town of Jupiter was held on Tuesday, March 15, 2016; and

**WHEREAS**, the duly appointed clerks and inspectors of the Election Board have presented to the Town Council the certified results of said election and they have made their canvass of ballots as required by law; and

**WHEREAS**, the Town Council did assemble together on the 22<sup>th</sup> day of March 2016 in regular session for the purpose of certifying the election results.

**NOW THEREFORE, BE IT RESOLVED BY THE TOWN COUNCIL OF THE TOWN OF JUPITER, FLORIDA**

**Section 1.** Upon canvas of the election returns as presented by the Election Board and as certified by the Town Clerk, the Town Council hereby declares and certifies that electors cast their ballots as follows:

A. For the office of the Mayor (Three Year Term):

Keats Soder                      5,939 votes

Todd Wodraska                 8,346 votes

Todd Wodraska, having received a majority of votes cast and, is hereby declared elected to said office.

B. For the office of the First District Council Member (Three Year Term):

Mike Counts                      5,542 votes

Jim Kuretski                      7,968 votes

Jim Kuretski, having received a majority of votes cast and, is hereby declared elected to said office.

C. For the office of the First District Council Member (One Year Term):

Karen J. Golonka                5,517 votes

Wayne R. Posner                6,083 votes

Carol Watson                    2,616 votes

No candidate having received a majority of the votes cast, a run-off election for First District Council Member shall be held between Karen J. Golonka and Wayne R. Posner, who placed first and second respectively, on Tuesday, March 29, 2016, which is two weeks from the Election Day.

D. For the office of the Second District Council Member (Three Year Term):

Ilan Kaufer, having run unopposed, is hereby declared elected to said office.

E. For the office of the Second District Council Member (One Year Term):

Ron Delaney                      7,164 votes

Ben Klug                          6,290 votes

Ron Delaney, having received a majority of votes cast and, is hereby declared elected to said office.

**Section 2.** The foregoing tabulation of the votes cast is hereby certified as the results of the regular election.

**Section 3.** The Town Clerk is directed to send a certified copy of this Resolution

to the Supervisor of Elections of Palm Beach County, and to post a copy for public notice.

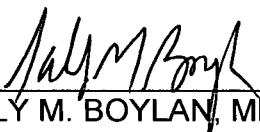
**Section 4.** This Resolution shall take effect immediately upon adoption.

The foregoing Resolution was offered by Councilor Todd Wodraska, who moved its adoption. The motion was seconded by Councilor Ilan Kaufer, and upon being put to a roll call vote, the vote was as follows:


	<b>AYE</b>	<b>NAY</b>
MAYOR KAREN J. GOLONKA	X	
VICE-MAYOR JIM KURETSKI	X	
COUNCILOR ILAN KAUFER	X	
COUNCILOR BEN KLUG	X	
COUNCILOR TODD R. WODRASKA	X	

The Mayor thereupon declared the foregoing Resolution 25-16 duly passed and adopted this 22<sup>nd</sup> day of March, 2016.


ATTEST:


  
 \_\_\_\_\_  
 SALLY M. BOYLAN, MMC  
 TOWN CLERK

(TOWN SEAL)



TOWN OF JUPITER, FLORIDA

BY:   
 \_\_\_\_\_  
 KAREN J. GOLONKA  
 MAYOR

  
 \_\_\_\_\_  
 THOMAS J. BAIRD, ESQ.  
 Approved as to form and  
 legal sufficiency

REGISTRATION & TURNOUT NPA		
Completed Precincts	845 of 845	
Total Registration	247,427	
Precinct Ballots Cast	13,260	5.36%
Precinct ADA Ballots Cast	0	0.00%
Absentee Ballots Cast	2,689	1.09%
Early Voting Ballots Cast	2,230	0.90%
Early Voting ADA Ballots Cast	0	0.00%
Provisional Ballots Cast	30	0.01%

REGISTRATION & TURNOUT PALM BEACH		
Completed Precincts	845 of 845	
Total Registration	846,764	
Precinct Ballots Cast	184,307	21.77%
Precinct ADA Ballots Cast	3	0.00%
Absentee Ballots Cast	54,239	6.41%
Early Voting Ballots Cast	53,809	6.35%
Early Voting ADA Ballots Cast	1	0.00%
Provisional Ballots Cast	543	0.06%

Group 1 - ATLANTIS		
Completed Precincts	1 of 1	
Under Votes:	42	
Over Votes:	1	
Lauri Melear	416	43.65%
Bill Pearson	383	40.19%
Dan Peterson	14	1.47%
Ron Reeg	140	14.69%

REGISTRATION & TURNOUT REP		
Completed Precincts	845 of 845	
Total Registration	238,274	
Precinct Ballots Cast	80,815	33.92%
Precinct ADA Ballots Cast	1	0.00%
Absentee Ballots Cast	22,987	9.65%
Early Voting Ballots Cast	23,731	9.96%
Early Voting ADA Ballots Cast	1	0.00%
Provisional Ballots Cast	250	0.10%

REP - President Pref (REP)		
Completed Precincts	845 of 845	
Under Votes:	484	
Over Votes:	18	
Jeb Bush	1,386	1.09%
Ben Carson	567	0.45%
Chris Christie	123	0.10%
Ted Cruz	15,383	12.09%
Carly Fiorina	93	0.07%
Jim Gilmore	18	0.01%
Lindsey Graham	36	0.03%
Mike Huckabee	92	0.07%
John R. Kasich	11,995	9.42%
Rand Paul	207	0.16%
Marco Rubio	30,996	24.35%
Rick Santorum	81	0.06%
Donald J. Trump	66,306	52.09%

Mayor at Large - BOYNTON BEACH		
Completed Precincts	42 of 42	
Under Votes:	1,740	
Over Votes:	10	
Piotr Blass	408	3.12%
Steven B. Grant	2,881	22.05%
Carl "The Real" McKoy	1,700	13.01%
David T. Merker	2,585	19.79%
Jerry Taylor	5,490	42.02%

REGISTRATION & TURNOUT DEM		
Completed Precincts	845 of 845	
Total Registration	361,063	
Precinct Ballots Cast	90,232	24.99%
Precinct ADA Ballots Cast	2	0.00%
Absentee Ballots Cast	28,563	7.91%
Early Voting Ballots Cast	27,848	7.71%
Early Voting ADA Ballots Cast	0	0.00%
Provisional Ballots Cast	263	0.07%

DEM - President Pref (DEM)		
Completed Precincts	845 of 845	
Under Votes:	1,611	
Over Votes:	15	
Hillary Clinton	103,792	71.44%
Martin O'Malley	1,957	1.35%
Bernie Sanders	39,533	27.21%

City Commissioner District 3 - BOYNTON BEACH		
Completed Precincts	11 of 11	
Under Votes:	236	
Over Votes:	1	
James M. Brake	710	17.74%
Michael M. Fitzpatrick	1,284	32.08%
Christina Romelus	2,008	50.17%

Delray Beach - Question 1		
Completed Precincts	36 of 36	
Under Votes:	1,601	
Over Votes:	9	
YES	9,340	74.77%
NO	3,151	25.23%

OFFICIAL RESULTS

Cumulative Totals

March 15, 2016

PALM BEACH

Delray Beach - Question 2	
Completed Precincts	36 of 36
Under Votes:	2,008
Over Votes:	4
YES	6,419 53.10%
NO	5,670 46.90%

Mayor 3Yr - JUPITER	
Completed Precincts	29 of 29
Under Votes:	1,874
Over Votes:	1
Keats Soder	5,939 41.58%
Todd Wodraska	8,346 58.42%

Commissioner - LAKE PARK	
Completed Precincts	5 of 5
Under Votes:	120
Over Votes:	1
Erin Flaherty	175 14.86%
Kimberly Glas-Castro	413 35.06%
Charles "Chuck" Hallden	101 8.57%
Anne Lynch	193 16.38%
Michael O'Rourke	296 25.13%

Council District II - GREENACRES	
Completed Precincts	16 of 16
Under Votes:	747
Over Votes:	1
Peter Noble	3,056 60.02%
Toni Willey	2,036 39.98%

First District - JUPITER	
Completed Precincts	29 of 29
Under Votes:	2,680
Over Votes:	2
Mike Counts	5,542 41.12%
Jim Kuretski	7,936 58.88%

Mayor - LAKE WORTH	
Completed Precincts	17 of 17
Under Votes:	278
Over Votes:	3
Gary L. Antieau	647 11.79%
Diane Jacques	1,408 25.65%
Pam Triolo	3,434 62.56%

Council District III - GREENACRES	
Completed Precincts	16 of 16
Under Votes:	680
Over Votes:	1
Judy Dugo	3,430 66.49%
Bert Molow	1,729 33.51%

First District 1Yr JUPITER	
Completed Precincts	29 of 29
Under Votes:	1,937
Over Votes:	7
Karen J. Golonka	5,517 38.81%
Wayne R. Posner	6,083 42.79%
Carol Watson	2,616 18.40%

Commissioner District #1 - LAKE WORTH	
Completed Precincts	17 of 17
Under Votes:	394
Over Votes:	0
Ryan J. Hartman	1,904 35.42%
Scott Maxwell	3,472 64.58%

Council District IV - GREENACRES	
Completed Precincts	16 of 16
Under Votes:	768
Over Votes:	1
Jonathan Pearce	3,269 64.46%
Anderson Thelusme	1,802 35.54%

Second District - JUPITER	
Completed Precincts	29 of 29
Under Votes:	2,704
Over Votes:	2
Ron Delaney	7,164 53.25%
Ben Klug	6,290 46.75%

Commissioner District #3 - LAKE WORTH	
Completed Precincts	17 of 17
Under Votes:	359
Over Votes:	3
Andy Amoroso	3,137 58.01%
Frank McAlonan	2,271 41.99%

Councilmember Group No 2 - LANTANA		
Completed Precincts	5 of 5	
Under Votes:	166	
Over Votes:	0	
Anthony Arsali	514	31.50%
Malcolm Balfour	1,118	68.50%

Mayor - PAHOKEE		
Completed Precincts	2 of 2	
Under Votes:	20	
Over Votes:	0	
Keith W. Babb, Jr.	565	57.83%
Colin O. Walkes	412	42.17%

Group 2 - PALM BEACH GARDENS		
Completed Precincts	47 of 47	
Under Votes:	4,437	
Over Votes:	5	
Maria G. Marino	9,976	86.54%
Takeata King Pang	1,552	13.46%

Council Seat #2 - LOXAHATCHEE GROVES		
Completed Precincts	1 of 1	
Under Votes:	35	
Over Votes:	0	
Todd Mckendon	489	55.25%
Jim Rockett	396	44.75%

Commission Group I - PAHOKEE		
Completed Precincts	2 of 2	
Under Votes:	29	
Over Votes:	0	
Deborah Royal Abner	246	25.41%
Sanquetta Cowan	171	17.67%
Diane Harris Walker	551	56.92%

Group 4 - PALM BEACH GARDENS		
Completed Precincts	47 of 47	
Under Votes:	1,958	
Over Votes:	11	
Kevin Easton	1,103	7.88%
David J. Levy	6,642	47.44%
Carl W. Woods	6,256	44.68%

Council Seat #4 - LOXAHATCHEE GROVES		
Completed Precincts	1 of 1	
Under Votes:	31	
Over Votes:	0	
Dave Browning	579	65.13%
Thais Hagen Gonzalez	310	34.87%

Commission Group II - PAHOKEE		
Completed Precincts	2 of 2	
Under Votes:	24	
Over Votes:	0	
Herbert J. Crawford, Jr.	348	35.77%
Clara "Tasha" Murvin	322	33.09%
Sara Perez	303	31.14%

For Mayor - PALM BEACH SHORES		
Completed Precincts	1 of 1	
Under Votes:	7	
Over Votes:	0	
Myra Koutzen	278	51.20%
Thomas R. "Tom" Mills	265	48.80%

Town Commissioner - OCEAN RIDGE		
Completed Precincts	1 of 1	
Under Votes:	26	
Over Votes:	0	
Lynn Allison	359	44.65%
Steve Coz	445	55.35%

Palm Beach Question		
Completed Precincts	7 of 7	
Under Votes:	194	
Over Votes:	1	
FOR BONDS	2,180	50.72%
AGAINST BONDS	2,118	49.28%

Palm Springs - Question 1		
Completed Precincts	21 of 21	
Under Votes:	228	
Over Votes:	2	
YES	1,721	76.83%
NO	519	23.17%

Palm Springs - Question 2

Completed Precincts	21 of 21
Under Votes:	230
Over Votes:	1
YES	1,466 65.48%
NO	773 34.52%

Council District 3 - RIVIERA BEACH

Completed Precincts	23 of 23
Under Votes:	571
Over Votes:	10
Sylvia Lee Blue	2,702 36.58%
Tonya Davis Johnson	2,970 40.21%
Tommy Lee Walker	1,715 23.22%

Group #3 - ROYAL PALM BEACH

Completed Precincts	24 of 24
Under Votes:	929
Over Votes:	0
Selena Smith	3,389 51.25%
Richard Valuntas	3,224 48.75%

Palm Springs - Question 3

Completed Precincts	21 of 21
Under Votes:	307
Over Votes:	2
YES	1,500 69.41%
NO	661 30.59%

Council District 5 - RIVIERA BEACH

Completed Precincts	23 of 23
Under Votes:	535
Over Votes:	3
Terence TD Davis	4,909 66.07%
Elizabeth Pertee Robinson	2,521 33.93%

Town Council - SOUTH PALM BEACH

Completed Precincts	1 of 1
Under Votes:	330
Over Votes:	0
Robert Gottlieb	337 43.32%
Stella Jordan	285 36.63%
Robert Gargano	156 20.05%

Mayor - RIVIERA BEACH

Completed Precincts	23 of 23
Under Votes:	293
Over Votes:	1
Billie Brooks	3,196 41.65%
Thomas Masters	4,478 58.35%

Mayor - ROYAL PALM BEACH

Completed Precincts	24 of 24
Under Votes:	554
Over Votes:	0
Fred Pinto	4,182 59.85%
Martha Webster	2,806 40.15%

Mayor - WELLINGTON

Completed Precincts	29 of 29
Under Votes:	917
Over Votes:	0
Anne Gerwig	9,275 60.65%
Bob Margolis	6,017 39.35%

Council District 1 - RIVIERA BEACH

Completed Precincts	23 of 23
Under Votes:	523
Over Votes:	12
Bruce Guyton	2,527 34.00%
Lynne L Hubbard	2,574 34.63%
Tradrick McCoy	1,674 22.52%
Horace Towns	658 8.85%

Group #1 - ROYAL PALM BEACH

Completed Precincts	24 of 24
Under Votes:	911
Over Votes:	0
Jeff Hmara	4,224 63.70%
Lenore White	2,407 36.30%

Council - Seat 1 WELLINGTON

Completed Precincts	29 of 29
Under Votes:	1,699
Over Votes:	4
Michael J. Drahos	8,056 55.54%
John Greene	6,450 44.46%



OFFICIAL RESULTS

Cumulative Totals

March 15, 2016

PALM BEACH

Wellington Question 1

Completed Precincts	29 of 29
Under Votes:	625
Over Votes:	6
YES	10,191 65.42%
NO	5,387 34.58%

West Palm Beach Question

Completed Precincts	64 of 64
Under Votes:	2,240
Over Votes:	14
YES - For authority	12,547 67.83%
NO - Against authority	5,952 32.17%

Wellington Question 2


Completed Precincts	29 of 29
Under Votes:	1,178
Over Votes:	7
YES	10,406 69.26%
NO	4,618 30.74%

Wellington Question 3

Completed Precincts	29 of 29
Under Votes:	603
Over Votes:	3
YES	9,162 58.72%
NO	6,441 41.28%

Commission District 1 - WEST PALM BEACH

Completed Precincts	64 of 64
Under Votes:	3,718
Over Votes:	1
Ricky Aiken	4,046 23.75%
Sylvia Moffett	10,030 58.88%
Martina Walker	2,958 17.37%




STATE OF FLORIDA  
 COUNTY OF PALM BEACH  
 I, SUSAN BUCHER, SUPERVISOR OF ELECTIONS,  
 HEREBY CERTIFY THAT THIS IS A TRUE AND CORRECT COPY  
 OF THE RECORDS ON FILE IN THIS OFFICE.

WITNESS MY HAND AND SEAL, THIS 21<sup>st</sup> DAY OF  
March, 20 16.

SUSAN BUCHER  
 SUPERVISOR OF ELECTIONS  
 PALM BEACH COUNTY, FLORIDA  
 BY: Shirley A. Kelly  
 Chief Deputy

Mayor 3Yr - JUPITER

		Registered	Ballots Cast	Turnout (%)	Keats Soder	Todd Wodraska	Over Votes	Under Votes					
1034	All Tally Types	397	214	53.90	63	112		39					
1040	All Tally Types	824	306	37.14	110	142		54					
1042	All Tally Types	0	0	0.00									
1048	All Tally Types	1089	513	47.11	228	221		64					
1050	All Tally Types	1399	637	45.53	204	376		57					
1052	All Tally Types	2844	940	33.05	326	509		105					
1054	All Tally Types	2354	1118	47.49	355	675		88					
1056	All Tally Types	1473	546	37.07	207	264		75					
1058	All Tally Types	2187	800	36.58	351	375	1	73					
1066	All Tally Types	0	2	0.00		2							
1068	All Tally Types	1781	620	34.81	220	349		51					
1072	All Tally Types	2326	1018	43.77	406	532		80					
1074	All Tally Types	3058	1270	41.53	377	712		181					
1076	All Tally Types	1478	559	37.82	173	286		100					
1098	All Tally Types	925	412	44.54	128	249		35					
1100	All Tally Types	1167	404	34.62	196	190		18					
1102	All Tally Types	2020	720	35.64	272	370		78					
1104	All Tally Types	1280	444	34.69	176	202		66					
1106	All Tally Types	1100	426	38.73	130	239		57					
1108	All Tally Types	1785	691	38.71	227	364		100					
1124	All Tally Types	0	2	0.00	1	1							
1126	All Tally Types	1733	883	50.95	370	431		82					
1136	All Tally Types	1939	909	46.88	330	473		106					
1140	All Tally Types	1098	645	58.74	291	257		97					
1142	All Tally Types	1140	576	50.53	234	271		71					
1144	All Tally Types	1754	842	48.00	311	419		112					
1148	All Tally Types	1278	583	45.62	224	289		70					
1150	All Tally Types	0	0	0.00									
1164	All Tally Types	177	80	45.20	29	36		15					
All Tally Types		38606	16160	41.86	5939	8346	1	1874					
Contest Total		38606	16160	41.86	5939	8346	1	1874					



STATE OF FLORIDA  
 COUNTY OF PALM BEACH  
 I, SUSAN BUCHER, SUPERVISOR OF ELECTIONS,  
 HEREBY CERTIFY THAT THIS IS A TRUE AND CORRECT COPY  
 OF THE RECORDS ON FILE IN THIS OFFICE.  
 WITNESS MY HAND AND SEAL THIS 21<sup>st</sup> DAY OF  
March, 2016.

SUSAN BUCHER  
 SUPERVISOR OF ELECTIONS  
 PALM BEACH COUNTY, FLORIDA  
 BY Thomas A Kelly  
 Chief Deputy

First District - JUPITER

		Registered	Ballots Cast	Turnout (%)	Mike Counts	Jim Kuretski	Over Votes	Under Votes					
1034	All Tally Types	397	214	53.90	64	97		53					
1040	All Tally Types	824	306	37.14	101	136		69					
1042	All Tally Types	0	0	0.00									
1048	All Tally Types	1089	513	47.11	160	250		103					
1050	All Tally Types	1399	637	45.53	188	358		91					
1052	All Tally Types	2844	940	33.05	367	420		153					
1054	All Tally Types	2354	1118	47.49	237	775		106					
1056	All Tally Types	1473	546	37.07	199	258	1	88					
1058	All Tally Types	2187	800	36.58	297	384		119					
1066	All Tally Types	0	2	0.00	1			1					
1068	All Tally Types	1781	620	34.81	229	309		82					
1072	All Tally Types	2326	1018	43.77	312	579		127					
1074	All Tally Types	3058	1270	41.53	425	583		262					
1076	All Tally Types	1478	559	37.82	193	227		139					
1098	All Tally Types	925	412	44.54	135	215		62					
1100	All Tally Types	1167	404	34.62	151	219		34					
1102	All Tally Types	2020	720	35.64	253	343	1	123					
1104	All Tally Types	1280	444	34.69	166	195		83					
1106	All Tally Types	1100	426	38.73	151	194		81					
1108	All Tally Types	1785	691	38.71	229	318		144					
1124	All Tally Types	0	2	0.00	1	1							
1126	All Tally Types	1733	883	50.95	285	462		136					
1136	All Tally Types	1939	909	46.88	341	410		158					
1140	All Tally Types	1098	645	58.74	207	309		129					
1142	All Tally Types	1140	576	50.53	253	240		83					
1144	All Tally Types	1754	842	48.00	332	379		131					
1148	All Tally Types	1278	583	45.62	238	248		97					
1150	All Tally Types	0	0	0.00									
1164	All Tally Types	177	80	45.20	27	27		26					
All Tally Types		38606	16160	41.86	5542	7936	2	2680					
Contest Total		38606	16160	41.86	5542	7936	2	2680					




STATE OF FLORIDA  
 COUNTY OF PALM BEACH  
 I, SUSAN BUCHER, SUPERVISOR OF ELECTIONS,  
 HEREBY CERTIFY THAT THIS IS A TRUE AND CORRECT COPY  
 OF THE RECORDS ON FILE IN THIS OFFICE. *sb*  
 WITNESS MY HAND AND SEAL, THIS 21 DAY OF  
March, 2016.

SUSAN BUCHER  
 SUPERVISOR OF ELECTIONS  
 PALM BEACH COUNTY, FLORIDA  
 BY *Chauhanis A Kelly*  
 Chief Deputy

First District 1Yr JUPITER

		Registered	Ballots Cast	Turnout (%)	Karen J. Golonka	Wayne R. Posner	Carol Watson	Over Votes	Under Votes			
1034	All Tally Types	397	214	53.90	30	155	14		15			
1040	All Tally Types	824	306	37.14	94	113	45		54			
1042	All Tally Types	0	0	0.00								
1048	All Tally Types	1089	513	47.11	171	174	109		59			
1050	All Tally Types	1399	637	45.53	252	221	104		60			
1052	All Tally Types	2844	940	33.05	390	281	163		106			
1054	All Tally Types	2354	1118	47.49	509	358	157	1	93			
1056	All Tally Types	1473	546	37.07	187	184	103		72			
1058	All Tally Types	2187	800	36.58	287	250	181	1	81			
1066	All Tally Types	0	2	0.00		1			1			
1068	All Tally Types	1781	620	34.81	211	251	104	1	53			
1072	All Tally Types	2326	1018	43.77	347	414	160	1	96			
1074	All Tally Types	3058	1270	41.53	441	433	179		217			
1076	All Tally Types	1478	559	37.82	182	185	78		114			
1098	All Tally Types	925	412	44.54	182	142	51		37			
1100	All Tally Types	1167	404	34.62	122	181	76		25			
1102	All Tally Types	2020	720	35.64	288	221	115	1	95			
1104	All Tally Types	1280	444	34.69	142	170	59	1	72			
1106	All Tally Types	1100	426	38.73	153	145	66		62			
1108	All Tally Types	1785	691	38.71	245	244	91		111			
1124	All Tally Types	0	2	0.00		2						
1126	All Tally Types	1733	883	50.95	224	407	162		90			
1136	All Tally Types	1939	909	46.88	274	343	197		95			
1140	All Tally Types	1098	645	58.74	113	413	53		66			
1142	All Tally Types	1140	576	50.53	168	257	89	1	61			
1144	All Tally Types	1754	842	48.00	288	326	129		99			
1148	All Tally Types	1278	583	45.62	203	186	114		80			
1150	All Tally Types	0	0	0.00								
1164	All Tally Types	177	80	45.20	14	26	17		23			
All Tally Types		38606	16160	41.86	5517	6083	2616	7	1937			
Contest Total		38606	16160	41.86	5517	6083	2616	7	1937			



STATE OF FLORIDA  
COUNTY OF PALM BEACH  
I, SUSAN BUCHER, SUPERVISOR OF ELECTIONS,  
HEREBY CERTIFY THAT THIS IS A TRUE AND CORRECT COPY  
OF THE RECORDS ON FILE IN THIS OFFICE.  
WITNESS MY HAND AND SEAL, THIS 21<sup>st</sup> DAY OF  
March, 2016

SUSAN BUCHER  
SUPERVISOR OF ELECTIONS  
PALM BEACH COUNTY, FLORIDA  
BY: Charmaine A. Kelly  
Chief Deputy

Second District - JUPITER

		Registered	Ballots Cast	Turnout (%)	Ron Delaney	Ben Klug	Over Votes	Under Votes					
1034	All Tally Types	397	214	53.90	108	66		40					
1040	All Tally Types	824	306	37.14	130	111		65					
1042	All Tally Types	0	0	0.00									
1048	All Tally Types	1089	513	47.11	186	244		83					
1050	All Tally Types	1399	637	45.53	271	276		90					
1052	All Tally Types	2844	940	33.05	396	405		139					
1054	All Tally Types	2354	1118	47.49	490	465		163					
1056	All Tally Types	1473	546	37.07	244	204		98					
1058	All Tally Types	2187	800	36.58	344	365	1	90					
1066	All Tally Types	0	2	0.00		1		1					
1068	All Tally Types	1781	620	34.81	315	221		84					
1072	All Tally Types	2326	1018	43.77	468	418		132					
1074	All Tally Types	3058	1270	41.53	548	492		230					
1076	All Tally Types	1478	559	37.82	234	192		133					
1098	All Tally Types	925	412	44.54	195	152		65					
1100	All Tally Types	1167	404	34.62	202	156		46					
1102	All Tally Types	2020	720	35.64	338	252	1	129					
1104	All Tally Types	1280	444	34.69	189	174		81					
1106	All Tally Types	1100	426	38.73	184	164		78					
1108	All Tally Types	1785	691	38.71	268	291		132					
1124	All Tally Types	0	2	0.00	1	1							
1126	All Tally Types	1733	883	50.95	395	341		147					
1136	All Tally Types	1939	909	46.88	416	321		172					
1140	All Tally Types	1098	645	58.74	209	314		122					
1142	All Tally Types	1140	576	50.53	307	174		95					
1144	All Tally Types	1754	842	48.00	395	299		148					
1148	All Tally Types	1278	583	45.62	293	173		117					
1150	All Tally Types	0	0	0.00									
1164	All Tally Types	177	80	45.20	38	18		24					
All Tally Types		38606	16160	41.86	7164	6290	2	2704					
Contest Total		38606	16160	41.86	7164	6290	2	2704					



STATE OF FLORIDA  
 COUNTY OF PALM BEACH  
 I, SUSAN BUCHER, SUPERVISOR OF ELECTIONS,  
 HEREBY CERTIFY THAT THIS IS A TRUE AND CORRECT COPY  
 OF THE RECORDS ON FILE IN THIS OFFICE.  
 WITNESS MY HAND AND SEAL, THIS 21<sup>st</sup> DAY OF  
March, 2016.

SUSAN BUCHER  
 SUPERVISOR OF ELECTIONS  
 PALM BEACH COUNTY, FLORIDA  
 BY: Maurice A. Kelly  
 Chief Deputy