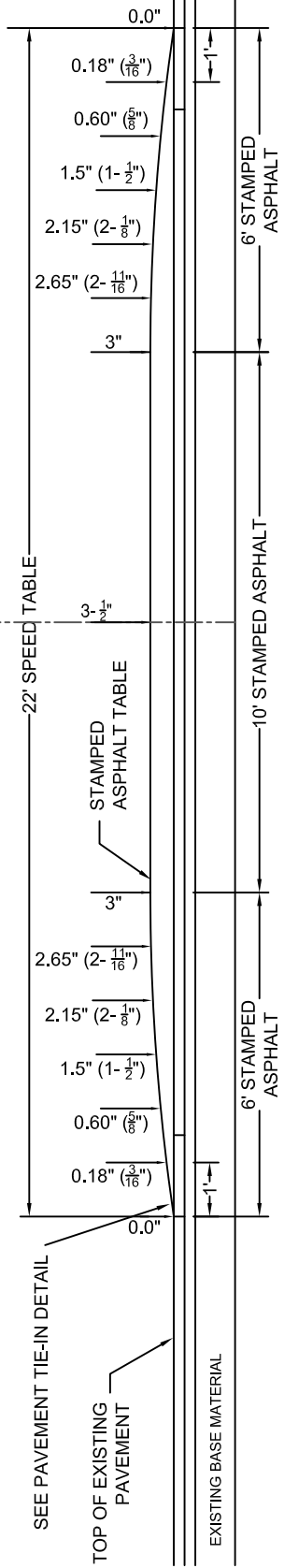



TABLE



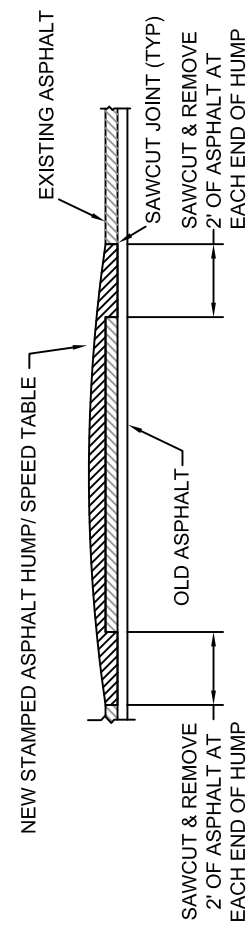
SECTION A-A NOTES:

- 1.) THESE DISTANCES SHOWN ARE DIMENSIONED FROM THE FINISHED EXISTING GRADE.
- 2.) ALL ASPHALT TABLE DIMENSIONS ARE SYMMETRICAL ABOUT CENTERLINE OF TABLE.
- 3.) STAMPED ASPHALT TO BE RUNNING BOND PATTERN OR APPROVED EQUIVALENT. COLOR TO BE SELECTED BY TOWN ENGINEER. CONTRACTOR'S SHOP DRAWINGS SHALL INCLUDE MANUFACTURER'S LITERATURE WITH SAMPLE PATTERNS AND COLORS.
- 4.) SOD ALL DISTURBED AREAS TO MATCH EXISTING.
- 5.) ALL SIGNS TO BE PROVIDED AND INSTALLED BY TOWN OF JUPITER.
- 6.) CONNECTING CONCRETE OR ASPHALT PEDESTRIAN RAMPS TO BE PAID UNDER OTHER BID ITEMS.

SPEED TABLE SECTION A-A

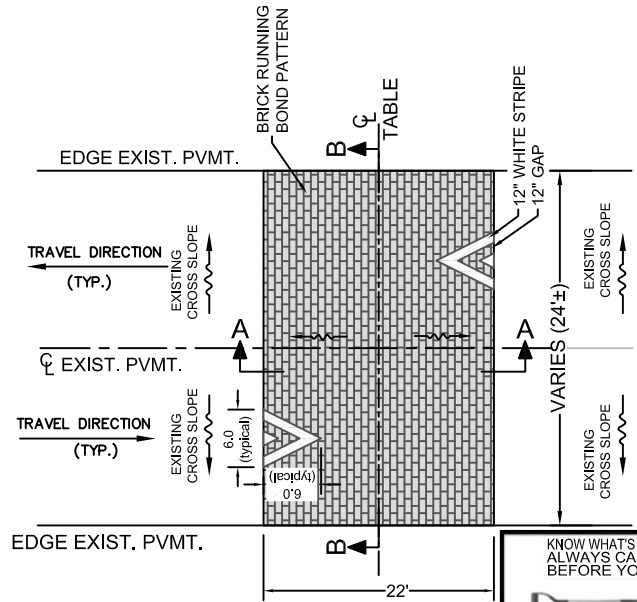


SPEED TABLE SECTION B-B



NOTE:
IF EXISTING BASE IS DISTURBED, BASE SHALL BE COMPACTED PRIOR TO PRIME/TACK COAT PLACEMENT.

PAVEMENT TIE-IN DETAIL



KNOW WHAT'S BELOW
ALWAYS CALL 811
BEFORE YOU DIG

www.callaunshine.com
(800) 432-4776



TOWN OF JUPITER
ENGINEERING DIVISION
210 MILITARY TRAIL
JUPITER, FLORIDA 33458
(561) 741-2372

ASPHALT SPEED TABLE
TRAFFIC CALMING DETAILS

DETAIL NUMBER
302a
Revised 20080820